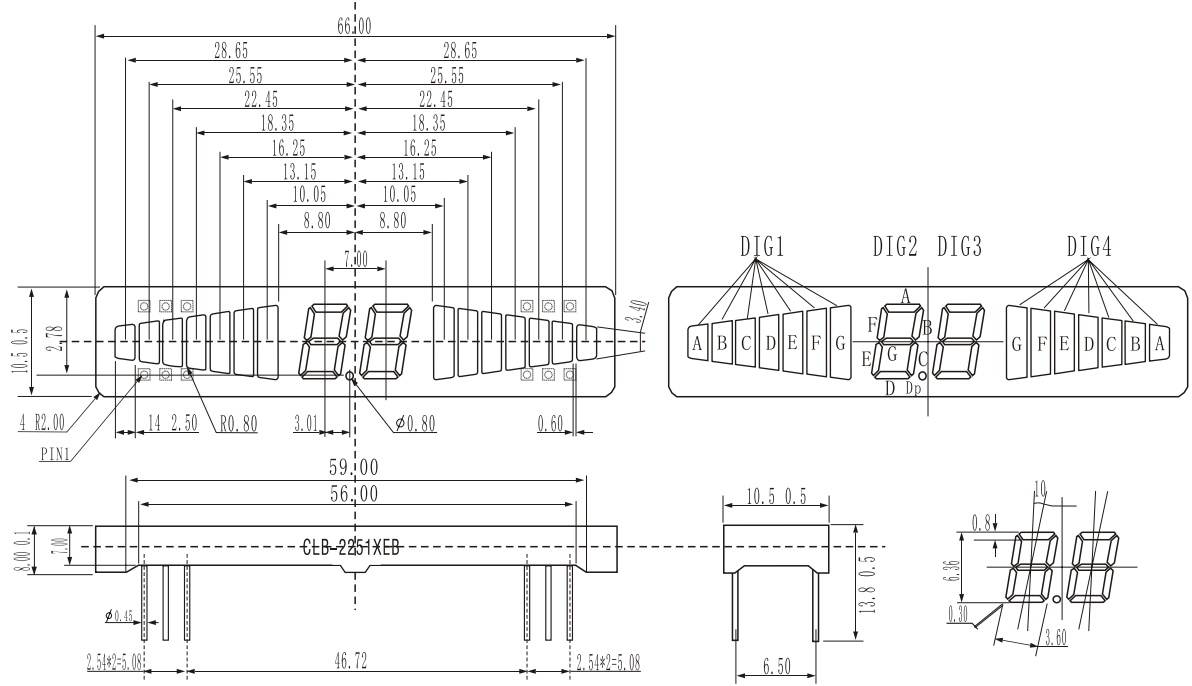


Part No.	LED Chip(Ta = +25°C)				
	Material	Emitted Color	λ_P (nm)	I _F =20mA	
				V _F (V) Typ. Max.	I _v (mcd) Typ.
PACKAGE DIMENSION					

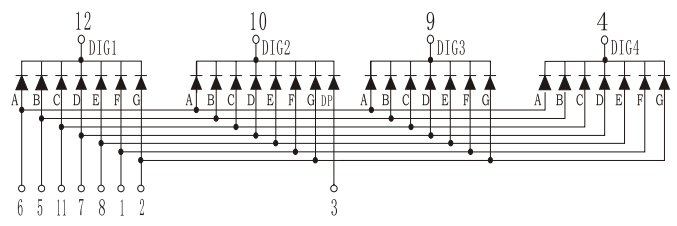
CLB-2251Series



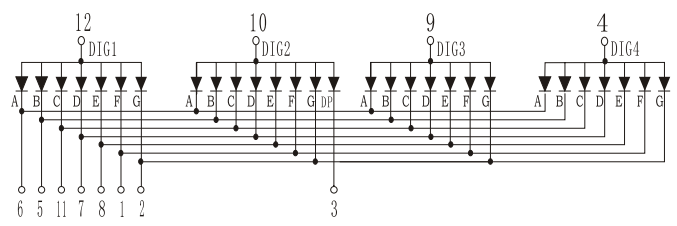
CLD-2251△E	GaAsP/GaP	Orange	610	2.0	2.4	10
CLD-2251 □G	GaP	Yellow Green	568	2.2	2.6	11
CLD-2251 □S	GaAlAs/GaAs	High-Red	660	1.8	2.3	10
CLD-2251 □UB	InGaN	Blue	465	3.0	3.6	25

INTERNAL CIRCUIT DIAGRAM

CLD-2251A□



CLD-2251B□



- Remark : 1. "△" represents Internal Circuit Feature: A、C、E...Common Cathode, B、D、F...Common Anode.
 2. "□" represents LED Emitted Color.
 3. All dimensions are in millimeters(inches), tolerance is ± 0.25mm(0.01") unless otherwise noted.
 4. All the products are RoHS-compliant.
 5. Supplier will reserve authority on material change for above specification.